

PMC Panel Mount Power Supply

5V Output

PMC

HIGHLIGHTS & FEATURES

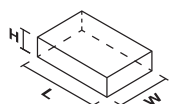
- Universal AC input voltage range
- Power will not de-rate for the entire input voltage range
- Full corrosion resistant aluminium casing (except PMC-05V015W1AA)
- Conforms to harmonic current IEC/EN 61000-3-2, Class A
- High MTBF > 700,000 hrs per Telcordia SR-332
- Safety approval according to IEC/EN/UL 60950-1 (ITE standard) and EMI to EN 55032, Class B



GENERAL SPECIFICATIONS

OUTPUT	PMC-05V015W1AA	PMC-05V035W1A□	PMC-05V050W1AA
Output Voltage	5V	5V	5V
Output Voltage Range	4.75-5.50V	4.75-5.50V	4.75-5.50V
Output Current	0-3.0A	0-7.0A	0-10.0A
Output Power	15W	35W	50W
Line Regulation	< 0.5% typ. (@ 85-264Vac input, 100% load)		
Load Regulation	< 1.0% typ. (@ 85-264Vac input, 0-100% load)		
PARD (20MHz)	< 70mVpp		
Hold-up Time	> 15ms @ 115Vac, > 80ms @ 230Vac		
INPUT			
Phase Input	Single Phase		
Input Voltage Range	85-264Vac (DC input range 125-375Vdc) ¹⁾		
Input Frequency	47-63Hz		
Input Current	< 0.32A @ 115Vac, < 0.22A @ 230Vac	< 0.90A @ 115Vac, < 0.80A @ 230Vac	< 1.10A @ 115Vac, < 0.70A @ 230Vac
Efficiency ²⁾ at 100% Load	> 79.0% @ 115Vac & 230Vac	> 78.0% @ 115Vac, > 79.0% @ 230Vac	> 79.0% @ 115Vac & 230Vac
Max Inrush Current (Cold Start)	< 30A @ 115Vac, < 65A @ 230Vac	< 30A @ 115Vac, < 60A @ 230Vac	< 30A @ 115Vac, < 65A @ 230Vac
Power Factor	Conform to EN 61000-3-2		
Leakage Current	< 1mA @ 240Vac		
MECHANICAL			
Case Cover / Chassis	SECC Steel	Aluminium	
Dimensions (L x W x H)	77 x 51 x 28 mm (3.03" x 2.01" x 1.10")	98 x 97 x 38 mm (3.86" x 3.82" x 1.50")	128 x 97 x 38 mm (5.04" x 3.82" x 1.50")
Unit Weight	0.16 kg (0.35 lb)	0.18 kg (0.40 lb)	0.26 kg (0.57 lb)
Cooling System	Convection		
MTBF ³⁾	> 700,000 hrs	> 700,000 hrs	> 700,000 hrs
ENVIRONMENT			
Operating Temperature	-10°C to +70°C		
Storage Temperature	-25°C to +85°C		
Power De-rating	> 60°C (2.5% / °C)	> 50°C (2.5% / °C)	
Operating Humidity	5 to 95% RH (Non-Condensing)		
Operating Altitude	0 to 3,000 m (0 to 9,840 ft)		

Dimensions Reference



Notes

- 1) All models are certified for DC input except PMC-05V015W1AA which still fulfills the test conditions of this range. DC input safety approval can be obtained upon request.
- 2) At 25°C ambient temperature by vertical mounting orientation.
- 3) MTBF as per Telcordia SR-332 (Confidence level: 90%, I/P: 115Vac, O/P: 100% load) for vertical mounting orientation.
- 4) All parameters are specified at 25°C ambient temperature unless otherwise indicated.

PMC Panel Mount Power Supply

12V Output



PMC

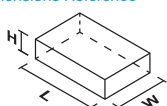
HIGHLIGHTS & FEATURES

- Universal AC input voltage range
- Power will not de-rate for the entire input voltage range
- Full corrosion resistant aluminium casing
- Conforms to harmonic current IEC/EN 61000-3-2, Class A
- High MTBF > 700,000 hrs per Telcordia SR-332
- Safety approval according to IEC/EN/UL 60950-1 (ITE standard) and EMI to EN 55032, Class B
- Also available: IP20 connector

GENERAL SPECIFICATIONS

OUTPUT	PMC-12V035W1A□	PMC-12V050W1A□	PMC-12V060W1NA	PMC-12V100W1AA
Output Voltage	12V	12V	12V	12V
Output Voltage Range	11-14V	11-14V	12-14V	11-14V
Output Current	0-3.0A	0-4.17A	0-5.0A	0-8.33A
Output Power	35W	50W	60W	100W
Line Regulation	< 0.5% typ. (@ 85-264Vac input, 100% load)			
Load Regulation	< 1.0% typ. (@ 85-264Vac input, 0-100% load)			
PARD (20MHz)	< 100mVpp			
Hold-up Time	> 15ms @ 115Vac, > 80ms @ 230Vac			
INPUT				
Phase Input	Single Phase			
Input Voltage Range	85-264Vac (DC input range 125-375Vdc) ¹⁾			
Input Frequency	47-63Hz			
Input Current	< 0.75A @ 115Vac, < 0.50A @ 230Vac	< 1.10A @ 115Vac, < 0.70A @ 230Vac	< 1.35A @ 115Vac, < 0.90A @ 230Vac	< 2.00A @ 115Vac, < 1.10A @ 230Vac
Efficiency ²⁾ at 100% Load	> 85.0% @ 115Vac, > 86.0% @ 230Vac	> 84.0% @ 115Vac & 230Vac	> 86.0% @ 115Vac, > 87.0% @ 230Vac	> 84.0% @ 115Vac, > 86.0% @ 230Vac
Max Inrush Current (Cold Start)	< 30A @ 115Vac, < 60A @ 230Vac	< 30A @ 115Vac, < 65A @ 230Vac	< 50A @ 115Vac, < 100A @ 230Vac	< 60A @ 115Vac, < 130A @ 230Vac
Power Factor	Conform to EN 61000-3-2			
Leakage Current	< 1mA @ 240Vac			
MECHANICAL				
Case Cover / Chassis	Aluminium			
Dimensions (L x W x H)	98 x 97 x 38 mm (3.86" x 3.82" x 1.50")	128 x 97 x 38 mm (5.04" x 3.82" x 1.50")	128 x 97 x 38 mm (5.04" x 3.82" x 1.50")	158 x 97 x 38 mm (6.22" x 3.82" x 1.50")
Unit Weight	0.21 kg (0.46 lb)	0.26 kg (0.57 lb)	0.28 kg (0.62 lb)	0.45 kg (0.99 lb)
Cooling System	Convection			
MTBF ³⁾	> 700,000 hrs	> 700,000 hrs	> 700,000 hrs	> 700,000 hrs
ENVIRONMENT				
Operating Temperature	-10°C to +70°C		-20°C to +70°C	
Storage Temperature	-25°C to +85°C			
Power De-rating	> 50°C (2.5% / °C)		< -10°C (2% / °C), > 50°C (2.5% / °C)	
Operating Humidity	5 to 95% RH (Non-Condensing)			
Operating Altitude	0 to 3,000 m (0 to 9,840 ft)			

Dimensions Reference



Notes

- 1) All models are certified for DC input.
- 2) At 25°C ambient temperature by vertical mounting orientation.
- 3) MTBF as per Telcordia SR-332 (Confidence level: 90%, I/P: 115Vac, O/P: 100% load) for vertical mounting orientation.
- 4) All parameters are specified at 25°C ambient temperature unless otherwise indicated.

12V Output



PMC

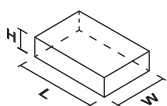
HIGHLIGHTS & FEATURES

- Universal AC input voltage range
- Power will not de-rate for the entire input voltage range
- Full corrosion resistant aluminium casing (except PMC-12V600W1BA)
- Conforms to harmonic current IEC/EN 61000-3-2, Class A
- High MTBF > 700,000 hrs per Telcordia SR-332
- Safety approval according to IEC/EN/UL 60950-1 (ITE standard) and EMI to EN 55032, Class B

GENERAL SPECIFICATIONS

	NEW	
OUTPUT	PMC-12V150W1B□	PMC-12V600W1BA
Output Voltage	12V	12V
Output Voltage Range	11-14V	10.8-13.2V
Output Current	0-12.5A	0-50A
Output Power	150W	600W
Line Regulation	< 0.5% typ. (@ 85-264Vac input, 100% load)	< 48mV (@100-264Vac input, 100% load)
Load Regulation	< 1.0% typ. (@ 85-264Vac input, 0-100% load)	< 100mV (@100-264Vac input, 0-100% load)
PARD (20MHz)	< 100mVpp	< 240mVpp
Hold-up Time	> 30ms @ 115Vac & 230Vac (100% load)	> 20ms @ 115Vac & 230Vac (100% load)
INPUT		
Phase Input	Single Phase	
Input Voltage Range	85-264Vac (DC input range 125-375Vdc) ¹⁾	85-264Vac (DC input range 120-375Vdc) ¹⁾
Input Frequency	47-63Hz	
Input Current	< 1.70A @ 115Vac, < 1.00A @ 230Vac	< 6.5A @ 115Vac, < 3.2A @ 230Vac
Efficiency ²⁾ at 100% Load	> 87.0% @ 115Vac, > 88.0% @ 230Vac	> 84% @ 115Vac, > 87% @ 230Vac
Max Inrush Current (Cold Start)	< 60A @ 115Vac, < 120A @ 230Vac	< 20A @ 115Vac, < 40A @ 230Vac
Power Factor	> 0.99 @ 115Vac, > 0.90 @ 230Vac	> 0.98 @ 115Vac, > 0.95 @ 230Vac
Leakage Current	< 1mA @ 240Vac	
MECHANICAL		
Case Cover / Chassis	Aluminium	SECC Steel
Dimensions (L x W x H)	178 x 97 x 38 mm (7.01" x 3.82" x 1.50")	215 x 120 x 61 mm (8.46" x 4.72" x 2.4")
Unit Weight	0.54 kg (1.19 lb)	1.51 kg (3.33 lb)
Cooling System	Convection	Forced Air (Built-in Fan)
MTBF ³⁾	> 700,000 hrs	> 700,000 hrs
ENVIRONMENT		
Operating Temperature	-10°C to +70°C	-20°C to +70°C
Storage Temperature	-25°C to +85°C	-40°C to +85°C
Power De-rating	> 50°C (2.5% / °C)	> 50°C (2.5% / °C)
Operating Humidity	5 to 95% RH (Non-Condensing)	
Operating Altitude	0 to 3,000 m (0 to 9,840 ft)	

Dimensions Reference



Notes

- 1) All models fulfill the test conditions for this range. DC input safety approval can be obtained upon request.
- 2) At 25°C ambient temperature by vertical mounting orientation.
- 3) MTBF as per Telcordia SR-332 (Confidence level: 90%, I/P: 115Vac, O/P: 100% load) for vertical mounting orientation. For PMC-12V600W1BA, MTBF calculations do not include fan life time.
- 4) All parameters are specified at 25°C ambient temperature unless otherwise indicated.

PMC Panel Mount Power Supply

24V Output



PMC

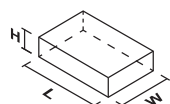
HIGHLIGHTS & FEATURES

- Universal AC input voltage range
- Power will not de-rate for the entire input voltage range
- Full corrosion resistant aluminium casing
- Conforms to harmonic current IEC/EN 61000-3-2, Class A
- High MTBF > 700,000 hrs per Telcordia SR-332
- Safety approval according to IEC/EN/UL 60950-1 (ITE standard) and EMI to EN 55032, Class B
- Also available: IP20 connector

GENERAL SPECIFICATIONS

OUTPUT	PMC-24V035W1A□	PMC-24V050W1A□	PMC-24V075W1A□	PMC-24V100W1A□	PMC-24V150W1A□
Output Voltage	24V	24V	24V	24V	24V
Output Voltage Range	22-28V	22-28V	22-28V	22-28V	22-28V
Output Current	0-1.46A	0-2.1A	0-3.12A	0-4.17A	0-6.25A
Output Power	35W	50W	75W	100W	150W
Line Regulation	< 0.5% typ. (@ 85-264Vac input, 100% load)				
Load Regulation	< 1.0% typ. (@ 85-264Vac input, 0-100% load)				
PARD (20MHz)	< 150mVpp		< 100mVpp	< 150mVpp	< 100mVpp
Hold-up Time	> 15ms @ 115Vac, > 80ms @ 230Vac	> 15ms @ 115Vac, > 90ms @ 230Vac			> 15ms @ 115Vac, > 80ms @ 230Vac
INPUT					
Phase Input	Single Phase				
Input Voltage Range	85-264Vac (DC input range 125-375Vdc) ¹⁾				
Input Frequency	47-63Hz				
Input Current	< 0.75A @ 115Vac, < 0.50A @ 230Vac	< 1.10A @ 115Vac, < 0.70A @ 230Vac	< 1.50A @ 115Vac, < 1.00A @ 230Vac	< 2.00A @ 115Vac, < 1.10A @ 230Vac	< 3.10A @ 115Vac, < 2.00A @ 230Vac
Efficiency ²⁾ at 100% Load	> 85.0% @ 115Vac & 230Vac	> 86.0% @ 115Vac & 230Vac			> 87.0% @ 115Vac, > 88.0% @ 230Vac
Max Inrush Current (Cold Start)	< 30A @ 115Vac, < 60A @ 230Vac		< 40A @ 115Vac, < 80A @ 230Vac	< 50A @ 115Vac, < 100A @ 230Vac	< 60A @ 115Vac, < 120A @ 230Vac
Power Factor	Conform to EN 61000-3-2				NA
Leakage Current	< 1mA @ 240Vac				
MECHANICAL					
Case Cover / Chassis	Aluminium				
Dimensions (L x W x H)	128 x 97 x 38 mm (5.04" x 3.82" x 1.50")	128 x 97 x 38 mm (5.04" x 3.82" x 1.50")	128 x 97 x 38 mm (5.04" x 3.82" x 1.50")	158 x 97 x 38 mm (6.22" x 3.82" x 1.50")	178 x 97 x 38 mm (7.01" x 3.82" x 1.50")
Unit Weight	0.24 kg (0.53 lb)	0.26 kg (0.57 lb)	0.30 kg (0.66 lb)	0.41 kg (0.90 lb)	0.48 kg (1.06 lb)
Cooling System	Convection				
MTBF ³⁾	> 700,000 hrs	> 700,000 hrs	> 700,000 hrs	> 700,000 hrs	> 700,000 hrs
ENVIRONMENT					
Operating Temperature	-10°C to +70°C				
Storage Temperature	-25°C to +85°C				
Power De-rating	> 50°C (2.5% / °C)				
Operating Humidity	5 to 95% RH (Non-Condensing)				
Operating Altitude	0 to 3,000 m (0 to 9,840 ft)				0 to 5,000 m (0 to 16,400 ft)

Dimensions Reference



Notes

- 1) All models are certified for DC input.
- 2) At 25°C ambient temperature by vertical mounting orientation.
- 3) MTBF as per Telcordia SR-332 (Confidence level: 90%, I/P: 115Vac, O/P: 100% load) for vertical mounting orientation.
- 4) All parameters are specified at 25°C ambient temperature unless otherwise indicated.

24V Output



PMC

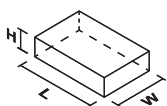
HIGHLIGHTS & FEATURES

- Universal AC input voltage range
- Power will not de-rate for the entire input voltage range
- Full corrosion resistant aluminium casing (except PMC-24V600W1BA)
- Conforms to harmonic current IEC/EN 61000-3-2, Class A
- High MTBF > 700,000 hrs per Telcordia SR-332
- Safety approval according to IEC/EN/UL 60950-1 (ITE standard) and EMI to EN 55032, Class B
- Also available: IP20 and Front Face connectors

GENERAL SPECIFICATIONS

OUTPUT	PMC-24V150W2AA	PMC-24V150W1B□	PMC-24V300W1BA	PMC-24V600W1BA	PMC-DSPV100W1A
Output Voltage	24V	24V	V1: 24V, V2 SB: 12V	24V	V1: 24V, V2: 5V
Output Voltage Range	22-28V	22-28V	V1: 22-28V	21.6-26.4V	V1: 22.8-26.4V
Output Current	0-6.25A	0-6.25A	V1: 12.5A (0-12.5A) V2 SB: 0.5A (0-0.5A)	0-25.0A (50.0A for 5s)	V1: 2.7A (0.3-4.0A) V2: 7.0A (0.8-7.0A)
Output Power	150W	150W	300W	600W (1,200W for 5s)	100W
Line Regulation	< 0.5% typ. (@ 170-264Vac input, 100% load)	< 0.5% typ. (@ 85-264Vac input, 100% load)	< 0.5% typ. (@ 85-264Vac input, 100% load)		
Load Regulation	< 1.0% typ. (@ 170-264Vac input, 0-100% load)	< 1.0% typ. (@ 85-264Vac input, 0-100% load)	< 1.0% typ. (@ 85-264Vac input, 0-100% load)		
PARD (20MHz)	< 100mVpp		V1: < 100mVpp, V2: < 200mVpp	< 180mVpp	V1: < 200mVpp, V2: < 80mVpp
Hold-up Time	> 20ms @ 230Vac	> 30ms @ 115Vac & 230Vac	> 15ms @ nominal input, 100% load	> 20ms @ 115Vac & 230Vac	> 15ms @ 115Vac, > 80ms @ 230Vac
INPUT					
Phase Input	Single Phase				
Input Voltage Range	180-264Vac (DC input range 220-375Vdc) ¹⁾	85-264Vac (DC input range 125-375Vdc) ¹⁾		85-264Vac (DC input range 120-370Vdc) ¹⁾	85-264Vac (DC input range 125-375Vdc) ¹⁾
Input Frequency	47-63Hz				
Input Current	< 1.6A @ 230Vac	< 1.7A @ 115Vac, < 1.0A @ 230Vac	< 4.0A @ 115Vac, < 2.0A @ 230Vac	< 6.5A @ 115Vac, < 3.2A @ 230Vac	< 2.0A @ 115Vac, < 1.1A @ 230Vac
Efficiency ²⁾ at 100% Load	> 87.0% @ 230Vac	> 89.0% @ 115Vac, > 91.0% @ 230Vac	> 86.0% @ 115Vac, > 88.0% @ 230Vac	> 86.0% @ 115Vac, > 89.0% @ 230Vac	> 84.0% @ 115Vac, > 86.0% @ 230Vac
Max Inrush Current (Cold Start)	< 120A @ 230Vac	< 60A @ 115Vac, < 120A @ 230Vac	< 35A @ 115Vac, < 70A @ 230Vac	< 20A @ 115Vac, < 40A @ 230Vac	< 50A @ 115Vac, < 100A @ 230Vac
Power Factor	Conform to EN 61000-3-2	> 0.99 @ 115Vac, > 0.90 @ 230Vac	> 0.99 @ 115Vac, > 0.97 @ 230Vac	> 0.99 @ 115Vac, > 0.94 @ 230Vac	Conform to EN 61000-3-2
Leakage Current	< 1mA @ 240Vac		< 1.5mA @ 240Vac		< 1mA @ 240Vac
MECHANICAL					
Case Cover / Chassis	Aluminium			SECC Steel	Aluminium
Dimensions (L x W x H)	178 x 97 x 38 mm (7.01" x 3.82" x 1.50")	178 x 97 x 38 mm (7.01" x 3.82" x 1.50")	199 x 105 x 41 mm (7.83" x 4.13" x 1.61")	215 x 120 x 61 mm (8.46" x 4.72" x 2.40")	178 x 97 x 38 mm (7.01" x 3.82" x 1.50")
Unit Weight	0.50 kg (1.10 lb)	0.54 kg (1.19 lb)	0.82 kg (1.81 lb)	1.60 kg (3.53 lb)	0.52 kg (1.15 lb)
Cooling System	Convection			Forced Air (Built-in Fan)	Convection
MTBF ³⁾	> 700,000 hrs	> 700,000 hrs	> 700,000 hrs	> 300,000 hrs	> 700,000 hrs
ENVIRONMENT					
Operating Temperature	-10°C to +70°C			-20°C to +70°C	-10°C to +70°C
Storage Temperature	-25°C to +85°C			-20°C to +75°C	-25°C to +85°C
Power De-rating	> 50°C (2.5% / °C)				
Operating Humidity	5 to 95% RH (Non-Condensing)				
Operating Altitude	0 to 3,000 m (0 to 9,840 ft)	0 to 5,000 m (0 to 16,400 ft)	0 to 3,000 m (0 to 9,840 ft)		

Dimensions Reference



Notes

- 1) All models fulfill the test conditions for this range. DC input safety approval can be obtained upon request. While PMC-24V150W2AA and PMC-DSPV100W1A are also certified for DC input.
- 2) At 25°C ambient temperature by vertical mounting orientation.
- 3) MTBF as per Telcordia SR-332 (Confidence level: 90%, I/P: 115Vac, O/P: 100% load) for vertical mounting orientation. For PMC-24V300W1BA and PMC-24V600W1BA models, MTBF calculations do not include fan life time.
- 4) All parameters are specified at 25°C ambient temperature unless otherwise indicated.

PMC Panel Mount Power Supply

48V Output



PMC

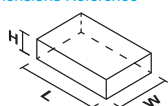
HIGHLIGHTS & FEATURES

- Universal AC input voltage range
- Power will not de-rate for the entire input voltage range
- Full corrosion resistant aluminium casing (except PMC-48V600W1BA)
- Conforms to harmonic current IEC/EN 61000-3-2, Class A
- High MTBF > 700,000 hrs per Telcordia SR-332
- Safety approval according to IEC/EN/UL 60950-1 (ITE standard) and EMI to EN 55032, Class B

GENERAL SPECIFICATIONS

	NEW	
	PMC-48V150W1BA	PMC-48V600W1BA
OUTPUT		
Output Voltage	48V	48V
Output Voltage Range	44-53V	43.2-52.8V
Output Current	0-3.125A	0-12.5A
Output Power	150W	600W
Line Regulation	< 0.5% typ. (@ 85-264Vac input, 100% load)	< 192mV (@100-264Vac input, 100% load)
Load Regulation	< 1.0% typ. (@ 85-264Vac input, 0-100% load)	< 300mV (@100-264Vac input, 0-100% load)
PARD (20MHz)	< 200mVpp	< 360mVpp
Hold-up Time	> 30ms @ 115Vac & 230Vac (100% load)	> 20ms @ 115Vac & 230Vac (100% load)
INPUT		
Phase Input	Single Phase	
Input Voltage Range	85-264Vac (DC input range 125-375Vdc) ¹⁾	85-264Vac (DC input range 120-370Vdc) ¹⁾
Input Frequency	47-63Hz	
Input Current	< 1.7A @ 115Vac, < 1.0A @ 230Vac	< 6.5A @ 115Vac, < 3.2A @ 230Vac
Efficiency ²⁾ at 100% Load	> 89.0% @ 115Vac, > 91.0% @ 230Vac	> 87.0% @ 115Vac, > 90.0% @ 230Vac
Max Inrush Current (Cold Start)	< 20A @ 115Vac, < 40A @ 230Vac	< 20A @ 115Vac, < 40A @ 230Vac
Power Factor	> 0.99 @ 115Vac, > 0.92 @ 230Vac	> 0.98 @ 115Vac, > 0.95 @ 230Vac
Leakage Current	< 1.5mA @ 240Vac	< 1mA @ 240Vac
MECHANICAL		
Case Cover / Chassis	Aluminium	SECC Steel
Dimensions (L x W x H)	178 x 97 x 38 mm (7.01" x 3.82" x 1.50")	215 x 120 x 61 mm (8.46" x 4.72" x 2.4")
Unit Weight	0.53 kg (1.17 lb)	1.54 kg (3.40 lb)
Cooling System	Convection	Forced Air (Built-in Fan)
MTBF ³⁾	> 700,000 hrs	> 700,000 hrs
ENVIRONMENT		
Operating Temperature	-10°C to +70°C	-20°C to +70°C
Storage Temperature	-25°C to +85°C	-40°C to +85°C
Power De-rating	> 50°C (2.5% / °C)	
Operating Humidity	5 to 95% RH (Non-Condensing)	
Operating Altitude	0 to 5,000 m (0 to 16,400 ft)	0 to 3,000 m (0 to 9,840 ft)

Dimensions Reference



Notes

- 1) All models fulfill the test conditions for DC input. DC input safety approval can be obtained upon request.
- 2) At 25°C ambient temperature by vertical mounting orientation.
- 3) MTBF as per Telcordia SR-332 (Confidence level: 90%, I/P: 115Vac, O/P: 100% load) for vertical mounting orientation. For PMC-48V600W1BA, MTBF calculations do not include fan life time.
- 4) All parameters are specified at 25°C ambient temperature unless otherwise indicated.